

慢活

樂

@ 元創方

CREATIVE WORKSHOP
SERIES@PMQ



OBELLERY

Silver Ring Jewellery Workshop
銀戒指製作班

*Workshop information is subject to change without prior notice.
Please contact the host directly for the latest details.



Feel like life is repetitive and looking for unique fun activities to recharge yourself? Our silver ring jewellery making workshop might be the perfect mini getaway for you and your beloved partner, family and friends! During the workshop, our tutors will teach in small groups or individuals and guide you step by step throughout the crafting process, ensuring that even absolute beginners could achieve satisfactory results. You will get a taste of basic silversmithing skills such as: Piercing, Filing, Annealing, Soldering, Basic hammering, Texturing, Polishing, Twisting. There are 3 levels of ring styles available to choose from, each with a unique set of designs templates that focuses on a different aspect of the craft.

每日疲於奔命讓你忘卻了手作的樂趣了嗎？何不偷閒重新感受這種全神投入的時光。如你沒有任何首飾製作經驗，又希望可以親身體驗一下傳統金工技術，打造一隻屬於自己或伴侶獨一無二的純銀指環，可以一試這個銀戒製作工作坊。導師們會以小組或個人形式逐步教授及協助你們完成自己的銀戒，確保即使是毫無手作經驗的參加者均能順利完成。製作班內可以學到一些金屬處理的基本技巧，如切割，退火，焊接，挫修，打磨，手工拋光等。我們的銀戒指製作班有分三個不同的難度，每一個級別均有提供一些獨特的戒指款式作參考。

- Available: Every day (11:00am - 1:00pm, 2:30pm - 5:00pm, 5:00pm - 7:00pm by appointment)
- Duration: 1.5 – 2 hours
- Venue: Studio H403
- Charge: Level 1 HKD 920 / Person, Level 2 HKD 1280 / person, Level 3 HKD 1480 / person
- Age: 14+
- Capacity: max. 4 pax
- Language: Cantonese, Mandarin, English
- Registration: <https://www.obellery.com/silverringjewelleryworkshop>
- Enquiry: Titus Chan (2155 4198/ info@obellery.com)



Botanical Printed Scarf 植物印染圍巾

*Workshop information is subject to change without prior notice.
Please contact the host directly for the latest details.



Botanical Printing, also known as Eco-printing, is a common printing technique around Europe, America, and Australia. It is a technique that uses high temperature and pressure to release the natural colouring in plants. The way of arranging the plants on the fabric before steaming, will create in different results every time and create beautiful pictures. We will provide plants that we have tested to gives vivid colour after steaming for students to create their product, the plants includes Eucalyptus, Roses' leaves, Pinus massoniana, onion skins, etc. And we also encourage students to bring along plants they found in nature or up-cycled plants to the studio and test the result of using those materials through the workshop. Duration: within 3 hours (included one hour of steaming)

植物印染又稱花葉印染、天然植物印染，是流行於歐美及澳洲的天然印染技術。透過高溫蒸煮和壓迫捆綁的技巧把不同植物中的天然色彩釋放出來，並轉印到布料上型成優美的圖案。我們會提供經過試驗找到的蒸煮後顏色比較鮮豔的植物，如尤加利葉、玫瑰葉、馬尾松、洋蔥皮等給學生創作作品，當然我們亦歡迎學生帶備自己於大自然或環保回收到的植物材料到工作坊創作和試驗。

製作所需時間: 3 小時內 (當中包括一小時的煮染時間)

Fabric: 100% Wool / Silk Size: free size

- Available: Every day (11am-2pm / 2:30pm-5:30pm / 6:30pm - 9:30pm – by appointment)
- Duration: 3 hours
- Venue: Studio S204 (Zoom Live available)
- Charge: \$ 580
- Age: 3+
- Capacity: 2-8 pax
- Language: Cantonese, Mandarin, English
- Registration: <https://yeungchin.com/collections/a-studio-x-yc-fashion-cyanotype-workshop/products/botanical-printing-scarf-workshop>
- Enquiry: YC (6765 5294 / astudio406@gmail.com)



Resin Fluid Art Workshop

樹脂流體藝術工作坊

*Workshop information is subject to change without prior notice.
Please contact the host directly for the latest details.

In our workshop, you can expose the resin fluid art experience and create your own special handcraft resin fluid art brass color tray and coaster. It is an unique gift for your friends.

Included: (1) Brass Color Tray (Round 12 cm diameter) or (10 x 20 cm rectangle) x 1 and
(2) Coaster (10 cm Diameter) x 1

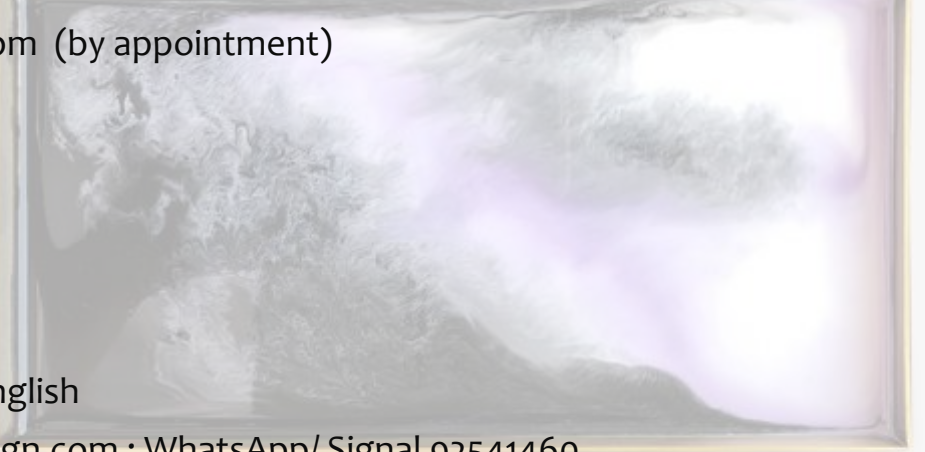
Optional: Upgrade to 20 cm diameter Round Tray or Upgrade to 20 x 20 cm Square Tray +\$100

在我們的工作坊中，您可以體驗樹脂流體藝術，並製作您自己的特殊手工樹脂流體藝術黃銅色盤和杯墊。這是送給朋友的獨特禮物。

包括：(1) 黃銅色托盤（圓形直徑 12 厘米）或（10 x 20 厘米長方形）x 1 和
(2) 杯墊（直徑 10 厘米）x 1

可選升級：升級到直徑 20 厘米的圓形托盤 或 升級到 20 x 20 厘米方形托盤 加 \$100

- Available: Every day 2:00pm – 8:00pm (by appointment)
- Duration: Around 1.5 – 2 hours
- Venue: Studio H408 or verandah
- Charge: \$480/head
- Age: 10+
- Capacity: 2 - 12 pax
- Language: Cantonese, Mandarin, English
- Registration: raftwong@rcube-design.com ; WhatsApp/ Signal 92541460
- Enquiry: Raft Wong (92541460 / raftwong@rcube-design.com)



*Workshop information is subject to change without prior notice.
Please contact the host directly for the latest details.

cocoon architecture

3D Printing - Gift making workshop 3D打印工作坊



Participants will be taught on basic 3D modelling skills on shaping a model. Based on a provided module, participants may alter the size / height / scale of the module easily to produce their own unique model. The model can then be 3D printed and used as a container, flower pot or even a sculpture and brought back by the participants.

參加者於我們的工作坊可學到基本塑造3D模型的技能。根據我們提供的基本模組，參與者可以輕鬆更改模組的大小/高度/比例，以製作自己獨有的模型。參加者製作的模型將會進行3D打印，模型可用作容器、花盆甚至雕塑，由參與者帶走。

- Available: 10:00am – 7:00pm (By appointment – 7days advance booking)
- Duration: 1.5 hours
- Venue: Studio S604 or verandah
- Charge: \$600 per person
- Age: all ages, kid aged 4+ with 1 parent
- Capacity: mini. 2 people
- Language: Cantonese, Mandarin, English
- Registration: email : info@cocoonarchitecture.com, phone: 66432057
- Enquiry: Wilson Yeung (66432057/ info@cocoonarchitecture.com)



Bamboo lantern workshop

竹燈籠工作坊

*Workshop information is subject to change without prior notice.
Please contact the host directly for the latest details.



Make your own special Bamboo lantern. This is a 2 hour workshop where you can be creative and create a lovely pattern for your LED bamboo light. This bamboo lantern brings coziness and a relaxed atmosphere to your home. This workshop will be hosted outside our Bamboa boutique in PMQ using our long bamboo table.


竹燈籠製作工作坊，時長為 2 小時，讓您可以發揮創意，為 LED 竹燈籠創造一個可愛的圖案。竹燈籠製成後可放置家中，為家居帶來舒適的氛圍。這工作坊將於 PMQ 的 Bamboa Home 舉行。

- Available: 26th March, 2023, anytime between 1pm – 7pm (by appointment)
- Duration: 2-3 hours
- Venue: Studio S304 verandah
- Charge: \$680
- Age: Adults and children accompanied by parents
- Capacity: 6 pax
- Language: Cantonese and English
- Registration: https://bamboahome.com/products/diy-xmas-bamboo-lantern?_pos=3&_sid=1fac2ecfd&_ss=r&variant=44213703835961
- Enquiry: Julia (6403 0583/ Julia@bamboahome.com)



Parent-child Design and Print Workshop 即畫即印 Tote Bag 親子工作坊

*Workshop information is subject to change without prior notice.
Please contact the host directly for the latest details.



Participants can choose their favorite paintings from several paintings created by Ayes' designer. Then they can color it and create their own work. We will print the children's work on a tote bag. Children can not only show their creativity, and also make their own bags.

參加者可以從數款Ayes設計師創作的繪畫，挑選自己喜歡的畫作進行填色。之後我們會將小朋友的作品即場印刷，印成tote bag。小朋友不但可以發揮創意小宇宙，更可以製作獨一無二的袋子。

- Available: Every Saturday 1pm-2:30pm , 3:30pm -5pm (by appointment)
- Duration: 1.5 hours
- Venue: Studio S201
- Charge: \$280/ 1kid and 1adult
- Age: kid aged 4+ with 1 parent
- Capacity: 3-4 pax
- Language: Cantonese
- Registration: <https://forms.gle/QBezSjWBGmZdvgYB6>
- Enquiry: Kevin (5344 4620/ info@ayeshk.com)

phenotypsetter.

Upcycling Denim - Print Your Scarf

升級牛 - 圍巾自己印

*Workshop information is subject to change without prior notice.
Please contact the host directly for the latest details.



Experience craft making! Upcycling denim / cotton scraps into scarf with fringe and print! Fabric will be supplied together with paints of basic colours, patterns, tools, etc. for you to design and print your own favourite prints and slogans on the scarf. Our instructor will suggest the design direction and teach the basic skills too. Let your creativity flow!

**Remarks: For all ages. Not required to have any clothes making skills and experience. For kids, it's required to be aged 6 or above. An accompanying adult is recommended for kids aged 6-7.*

體驗製作！升級閒置牛仔/棉布成為印花流蘇圍巾。工作坊導師提供設計建議、布料、圖案、基本色顏料及工具，並教授簡單技巧，讓大家可各自發揮創意，在圍巾上繪畫/印製喜愛的圖案及標語！

**註：毋需服裝製作相關經驗，適合不同年齡。小童須6歲或以上；6-7歲小童建議一名成人陪同。*

- Available: Date of customer's choice. 客人自選日期 (by appointment only)
- Duration: 1 hour
- Venue: Studio S203
- Charge: \$380 per person
- Age: All ages
- Capacity: 4 pax
- Language: Cantonese, English
- Registration: www.phenotypsetter.com / 94426203 (whatsapp only)
<https://phenotypsetter.com/products/product-1>
- Enquiry: Jane Ng (93000391 / jane@phenotypsetter.com)

Upcycling Denim Workshop 升級再造老牛工作坊

*Workshop information is subject to change without prior notice.
Please contact the host directly for the latest details.



Experience craft making! All you need is a pair of used jeans and upcycle it to become a cool denim apron, a totebag or a hat. Our instructor will suggest the design direction and provide you basic tailoring pattern and trims, and teach the basic skills of cutting and sewing, allowing you to finish the work within the workshop.

內容：體驗製作！只需一條舊牛仔褲，即可升級為一件老牛工作圍裙、文化包或帽子。工作坊導師建議設計方向，提供基本紙樣及輔料，並教授簡單裁剪縫紉技巧，讓參與者即堂完成作品。

**Remarks: For age 18 or above. Not required to have any clothes making skills and experience. Please bring your own pair of jeans, loose fitting as suggested, to the workshop. The finished apron size is subject to the size of the jeans.*

- Available: Date of customer's choice. 客人自選日期 (11:00-20:00 by appointment)
- Duration: 2.5 hours
- Venue: Studio S203
- Charge: \$400 - 500 per person
- Capacity: 1-2 pax
- Language: Cantonese, English
- Registration: <https://phenotypsetter.com/products/upcycled-denim-apron-workshop>
- Enquiry: Jane (93000391 / jane@phenotypsetter.com)

phenotypsetter.

Denim Bucket Hat - Decoration Workshop 牛仔漁夫帽 - 裝飾工作坊



A denim bucket hat will be supplied together with paints of basic colours, needle/thread, safety pins and woven tape, etc for you to design and decorate your hat. Our instructor will suggest the design direction and teach the basic skills, allowing you to finish the hat within the workshop.

**Remarks: For age 12 or above. Not required to have any clothes making skills and experience.*

工作坊會提供一頂牛仔漁夫帽 (size F)、基本色顏料、針線、扣針、織帶等裝飾，參與者即可裝飾成喜愛的設計。工作坊導師建議設計方向，並教授簡單技巧，讓參與者即堂完成作品。

**註：適合12歲或以上。毋需服裝製作相關經驗。*

- Available: Date of customer's choice. 客人自選日期 (11:00-20:00 by appointment)
- Duration: 1.5 hours
- Venue: Studio S203
- Charge: \$450 per person
- Capacity: 1-2 pax
- Language: Cantonese
- Registration: <https://phenotypsetter.com/products/product?variant=39299814096993>
- Enquiry: J. Ng (93000391 / jane@phenotypsetter.com)

phenotypsetter.

*Workshop information is subject to change without prior notice.
Please contact the host directly for the latest details.

Upcycling Denim Bucket Hat - Making Workshop

牛仔漁夫帽 - 製作工作坊



Experience craft making! All you need is a pair of used jeans and upcycle to become a cool denim bucket hat. Basic paper pattern, lining fabric, paints of basic colour, needle/thread and trims would be provided. Our instructor will suggest the design direction and teach the basic skills of making, allowing you to do the cutting and sewing yourself and finish the hat within the workshop.

*Remarks: For age 18 or above. It's required to have basic skills of operating sewing machine. Please bring your pair of jeans (better be loose fitting), as suggested, to the workshop. The finished hat is subject to the condition of the jeans.

體驗製作！只需一條舊牛仔褲，即可升級為一頂牛仔漁夫帽。工作坊會提供基本紙樣、裡布、基本色顏料、針線及輔料等。工作坊導師建議設計方向，並教授簡單技巧，參與者在堂上裁剪及車縫，完成作品。*註：適合18歲或以上。需具衣車操作經驗。參與者自備牛仔褲一條（建議潤身）。完成模樣視乎牛仔褲而定。

- Available: Date of customer's choice. 客人自選日期 (11:00-20:00 by appointment)
- Duration: 3 hours
- Venue: Studio S203
- Charge: \$560 per person
- Capacity: 1-2 pax
- Language: Cantonese
- Registration: https://phenotypsetter.com/products/product?_pos=2&_sid=b9f729020&_ss=r
- Enquiry: J. Ng (93000391 / jane@phenotypsetter.com)

Botanical Printed T-shirt 植物印染 T-shirt



Botanical Printing, also known as Eco-printing, is a common printing technique around Europe, America, and Australia. It is a technique that uses high temperature and pressure to release the natural colouring in plants. The way of arranging the plants on the fabric before steaming, will create in different results every time and create beautiful pictures. We will provide plants that we have tested to gives vivid colour after steaming for students to create their product, the plants includes Eucalyptus, Roses' leaves, Pinus massoniana, onion skins, etc. And we also encourage students to bring along plants they found in nature or up-cycled plants to the studio and test the result of using those materials through the workshop.

植物印染又稱花葉印染、天然植物印染，是流行於歐美及澳洲的天然印染技術。透過高溫蒸煮和壓迫捆綁的技巧把不同植物中的天然色彩釋放出來，並轉印到布料上型成優美的圖案。我們會提供經過試驗找到的蒸煮後顏色比較鮮豔的植物，如尤加利葉、玫瑰葉、馬尾松、洋蔥皮等給學生創作作品，當然我們亦歡迎學生帶備自己於大自然或環保回收到的植物材料到工作坊創作和試驗。

- Available: Every day (11am-2pm / 2:30pm-5:30pm / 6:30pm - 9:30pm – by appointment)
- Duration: 3 hours
- Venue: Studio S204 (Zoom Live available)
- Charge: \$ 480
- Age: 3+
- Capacity: 2-8 pax
- Language: Cantonese, Mandarin, English
- Registration: <https://yeungchin.com/collections/a-studio-x-yc-fashion-cyanotype-workshop/products/%E6%A4%8D%E7%89%A9%E5%8D%B0%E6%9F%93-t-shirt-botanical-printed-t-shirt-level-1>
- Enquiry: YC (6765 5294 / astudio406@gmail.com)



Cyanotype Printed Post Card Workshop

藍曬名片

*Workshop information is subject to change without prior notice.
Please contact the host directly for the latest details.

Cyanotype printing postcard A5 size, 5 pieces The technique of Cyanotype Print was invented in 1842 by the astronomer John Herschel. He used chemicals to photocopy the negative films in to a blue and white picture. A studio is incorporating this technique and textile art to create different type of products, while gratefully introducing it to everyone in a form of workshops.

藍曬源於1842年，天文學家**John Herschel**透過鐵鹽與接觸曬像的化學反應令負片影像的主體變白、背景變藍。A studio 把這一項實驗藝術和技巧配合不同的布藝，用藍曬做成不同成品並以工作坊的型式介紹給大家。製作所需時間: 1.5 小時

- Available: Every day ((11am-2pm / 2:30pm-5:30pm / 6:30pm - 9:30pm - by appointment)
- Duration: 1.5 hours
- Venue: Studio S204 (Zoom Live available)
- Charge: \$280
- Age: 3+
- Capacity: 2-8 pax
- Language: Cantonese, Mandarin, English
- Registration: <https://yeungchin.com/collections/a-studio-x-yc-fashion-cyanotype-workshop/products/post-card-%E5%90%8D%E4%BF%A1%E7%89%87>
- Enquiry: Yeung Chin (6765 5294 / astudio406@gmail.com)



Cyanotype Printed T-Shirt or Tote Bag Workshop

藍曬T恤/ 文青袋

*Workshop information is subject to change without prior notice.
Please contact the host directly for the latest details.



Cyanotype printing tote bag The technique of Cyanotype Print was invented in 1842 by the astronomer John Herschel. He used chemicals to photocopy the negative films in to a blue and white picture. A studio is incorporating this technique and textile art to create different type of products, while gratefully introducing it to everyone in a form of workshops.

藍曬源於1842年，天文學家**John Herschel**透過鐵鹽與接觸曬像的化學反應令負片影像的主體變白、背景變藍。A studio 把這一項實驗藝術和技巧配合不同的布藝，用藍曬做成不同成品並以工作坊的型式介紹給大家。製作所需時間:1.5 小時

- Available: Every day ((11am-2pm / 2:30pm-5:30pm / 6:30pm - 9:30pm - by appointment)
- Duration: 3 hours
- Venue: Studio S204 (Zoom Live available)
- Charge: \$480
- Age: 3+
- Capacity: 2-8 pax
- Language: Cantonese, Mandarin, English
- Registration: <https://yeungchin.com/collections/a-studio-x-yc-fashion-cyanotype-workshop/products/tote-bag-%E6%96%87%E9%9D%92%E8%A2%8B-workshop>
- Enquiry: Yeung Chin (6765 5294 / astudio406@gmail.com)



Wool Felting Workshop

羊毛氈工作坊



Homemade wool felt course. When it comes to felt technology, it is an environmentally friendly and natural garment technology.

Advantages included: Eco-friendly sewing skill, Zero environmental loss, Zero fabric waste

Have you ever thought of using felt technology to design your own unique scarf or clothes? In this course, students can not only learn the process of making wool felt but also freely choose different colors of wool to design a natural and unique scarf and bag.

還可以自由選擇不同顏色的羊毛，去設計一條天然而且獨有的圍巾。是次課程，學生可以學習製作羊毛氈過程之餘，有否想過利用毛氈技術，設計出屬於自己獨有的圍巾或衣服？自製羊毛氈課程。說到毛氈技術，是一種環保而且天然的製衣技術。當中包括 - 環保編織衣 - 環境零損耗 - 面料零浪費

- Available: Every day (11am -1pm , 1:30-4:30pm , 7-10pm - by appointment)
- Duration: 3 hours
- Venue: Studio S204
- Charge: Felt Bag \$ 680 Nuno felt scarf \$980 Wool felt Scarf \$ 1680
- Age: 4+
- Capacity: 2-4 pax
- Language: Cantonese, Mandarin, English
- Registration: <https://yeungchin.com/collections/a-studio-x-yc-fashion-cyanotype-workshop>
- Enquiry: Yeung Chin (6765 5294 / astudio406@gmail.com)

CYMASCOPE
純錫聲波碟工作坊

*Workshop information is subject to change without prior notice.
Please contact the host directly for the latest details.



From rhythms to shapes, there are more messages behind sounds. Transforming cymascope into geometric patterns, sound is also a way to convey sentiments. In CYMASCOPE workshop, you will make a beautiful piece of sounds. Made of pure tin, can be used as an incense holder or multi-purpose plate.

音流學以視覺呈現聲音；不但是旋律，聲音更能轉釋為圖案，傳遞背後的訊息。聲波透過不同頻率的振動，水或細沙則能夠在平面上產生各種幾何圖案。聲音，是情感表現的方式之一。CymaScope把音階中的七個音節轉化為圖案；像摩斯密碼一樣，拼湊成不同的字句、樂章。CymaScope，製作聲音的萬花筒。

- Available: Every Thursday & Saturday (1:00pm – 3:00pm / 4:00pm – 6:00pm / 5:00pm – 7:00pm / 6:00pm – 8:00pm)
- Duration: 2 hours
- Venue: Studio S212
- Charge: \$450/head
- Capacity: max. 4 pax
- Language: Cantonese
- Registration: <https://www.playbackconcept.com/cymascope-workshop>
- Enquiry: Playback Concept (52818395 / playbackhandmade@gmail.com)

MIDDLE C

C#

D#

E#

F#



Silver Bracelets Workshop 情侶銀手鐲工作坊

*Workshop information is subject to change without prior notice.
Please contact the host directly for the latest details.



- Hand-crafting a silver bracelet from a silver stick
- Can choose different thickness and width of the bracelets
- Hand-stamping engraving of letters and number on your work
- Polishing and final retouching by tutor
- Different options for finishing: Mirror-finished / Matte-finished / Oxidized

Material: Sterling Silver

Free engraving: Hand-stamping done by you

Suitable for: Beginners without craft experience

*Get your bracelets at the end of lesson

- 基本銀匠工具認識
- 設計出理想的手鐲粗幼及闊度
- 在手鐲上敲出不同的紋理並搥上字母或句子
- 敲打出手鐲的形狀及打磨
- 由導師進行拋光
- 可按需要進行舊化染色處理

材質：925純銀 (Sterling Silver)

製成品：所有款式都可製作成光面 / 霧面 / 灰黑色舊化效果

刻字：工作坊現場刻字是人手打字印，課堂中會教授技巧，由你親手打上

適合：對手工藝有興趣 / 想親手做禮物，無需金工經驗

*即日完成 課堂完結時可取

- Available: Every weekend (12:00nn – 3:00pm / 4:30pm – 7:30pm)
- Duration: 3 hours
- Venue: Studio S212
- Charge: \$1200 for single piece (Limited to 1 participant) ; \$1900 for 2 pieces (1-2 participants)
- Capacity: 2 - 4 pax
- Language: Cantonese, Mandarin
- Registration: <https://www.playbackconcept.com/jewellery-workshop>
- Enquiry: Playback Concept (52818395 / playbackhandmade@gmail.com)

DRIFTWOOD Bracelet Workshop 漂流木情侶手鈎工作坊

*Workshop information is subject to change without prior notice.
Please contact the host directly for the latest details.

Driftwood Bracelet Workshop 3 hours (Finish and get it at the end of lesson)

Materials: Copper, Sterling Silver

Suitable: For beginners without any craft experience

關於設計：將純白的銀以紅銅覆蓋焊接成圓形的漂流木情侶手鈎，按想要的深度角度切角展露手鈎內部的銀，象徵彼此內心永遠也相連著。(即日完成 課堂完結時可取)

材質：銅、925銀

適合：對手工藝有興趣 / 想親手做禮物，無任何金工經驗亦可

- Available: Every Saturday & Sunday (12:00nn – 3:00pm / 4:30pm – 7:30pm)
- Duration: 3 hours
- Venue: Studio S212
- Charge: \$1600 for single piece / \$2800 for a pair
- Capacity: 2 - 4 pax
- Language: Cantonese
- Registration: <https://www.playbackconcept.com/driftwood>
- Enquiry: Playback Concept (52818395 / playbackhandmade@gmail.com)



Pure Tin Plate Workshop 純錫食器工作坊

*Workshop information is subject to change without prior notice.
Please contact the host directly for the latest details.



Pure Tin can absorb odours and remove impurities. The combination of gourmet and a nicely handcrafted plate, is an uplift of food enjoyment.

Content:

- Hammering of patterns on the plate
- Shaping of the plate
- Around 10cm diameter for the finished plate

錫有吸附雜質異味，淨化抑菌、保鮮的作用。美食與美器相互配合，造就味覺與視覺的享受，賦予生活的意義。用來擺放精緻甜品最合適不過。

內容：

- 搥上喜歡的紋理
- 將錫片壓成淺碟形狀
- 製成品尺寸為直徑約10cm

- Available: Available on every Tue to Sun [Mondays off] (1-3pm / 4-6pm / 5-7pm / 6-8pm)
- Duration: 2 hours
- Venue: Studio S212
- Charge: \$490
- Target age: 12+
- Capacity: 2 - 8 pax
- Language: Cantonese, Mandarin, English
- Registration: <https://www.playbackconcept.com/forging-workshop>
- Enquiry: Playback Concept (52818395 / playbackhandmade@gmail.com)



PERFECTLY IMPERFECT Bracelet Workshop 木目金手鈎工作坊

*Workshop information is subject to change without prior notice.
Please contact the host directly for the latest details.



PERFECTLY IMPERFECT Bracelet Workshop 3 hours (Finish and get it at the end of lesson)

Materials: Mokume Gane, Sterling Silver / Suitable: For beginners without any craft experience

我們都是由過去所有快樂與失望與遺憾累積而成，沒有人是完美，唯有彼此接受對方的缺憾與經歷，才能造就個更完整的關係。來自日本傳統金工工藝製作而成的木目金(Mokume Gane)由不同色彩的金屬一層層交疊鍛造而成。從零一步步累積的不朽金屬木紋象徵著二人的經歷。我們既相似，但更不同，在相遇一刻將彼此的故事連接成為往後更完整的人生，你的空白就由我來填寫。

關於設計：將木目金的年輪、純白的銀，按想要的比例切割成兩份，再交換焊接成為一對，象徵著彼此不可分割、互相唯一的部分。工作坊會教授焊接、打磨、拋光等金工技巧，需時3小時內，適合初學者參加。

刻字：工作坊現場刻字是人手打字印，課堂中會教授技巧，由你親手打上 / 材質：木目金、925銀

- Available: Every Saturday & Sunday (12:00nn – 3:00pm / 4:30pm – 7:30pm)
- Duration: 3 hours
- Venue: Studio S212
- Charge: \$1500/person
- Capacity: 2 - 4 pax
- Language: Cantonese, Mandarin
- Registration: <https://www.playbackconcept.com/perfectly-imperfect-rings-workshop>
- Enquiry: Playback Concept (52818395 / playbackhandmade@gmail.com)



MODEMENT

Pattern Weaving Artwork 圖案編織工作坊

*Workshop information is subject to change without prior notice.
Please contact the host directly for the latest details.



Weaving is always useful in releasing pressure and spurring the senses. During the process of looming and looping, we get our creative juices flowing, and our boundaries are pushed.

編織能夠幫助我們釋放壓力，刺激我們的感官。在不斷循環編織的過程中，可以讓我們的創意源源不斷，突破我們的思維界限。

- Available: Every Thursday to Sunday (2pm-4pm; 4:30pm-6:30pm) by appointment
- Duration: 2 hours
- Venue: Studio S303
- Charge: HK\$ 580/person , 10% off discount for 2 people
- Age: 10+
- Capacity: Table for 2
- Language: Cantonese, Mandarin, English
- Registration:
<https://docs.google.com/forms/d/1mOcf9okLKc9i4bdyHtNaYdJeTIAGYOagrCDT8Y8YPn8/edit?usp=sharing>
- Enquiry: Leonora (9082 7371 / shop@modement.com)



*Remarks: Please make the booking at least one week in advance.



MODEMENT

SAORI Weaving Tapestry SAORI編織掛飾工作坊



Weaving is always useful in releasing pressure and spurring the senses. During the process of looming and looping, we get our creative juices flowing, and our boundaries are pushed.

編織幫助我們釋放壓力，刺激我們的感官。在循環編織的過程中，讓我們的創意源源不斷，突破我們的思維界限。

- Available: Every Thursday to Sunday (2pm-4pm; 4:30pm-6:30pm) by appointment
- Duration: 2 hours
- Venue: Studio S303
- Charge: HK\$ 580/person , 10% off discount for 2 people
- Age: 10+
- Capacity: Table for 2
- Language: Cantonese, Mandarin, English
- Registration:
<https://docs.google.com/forms/d/1mOcf9okLKc9i4bdyHtNaYdJeTIAGYOagrCDT8Y8YPn8/edit?usp=sharing>
- Enquiry: Leonora (9082 7371 / shop@modement.com)

*Remarks: Please make the booking at least one week in advance.



Herbarium Diffuser Workshop

標本花草擴香瓶工作坊

*Workshop information is subject to change without prior notice.
Please contact the host directly for the latest details.



Take some time for yourself at a spot where you can nestle among greenery. Choose your favorite dry flowers or herbs, lay them on top of each other in a glass jar, and fill it with your favourite aroma oils. Let its scent permeate the air and find peace within this moment.

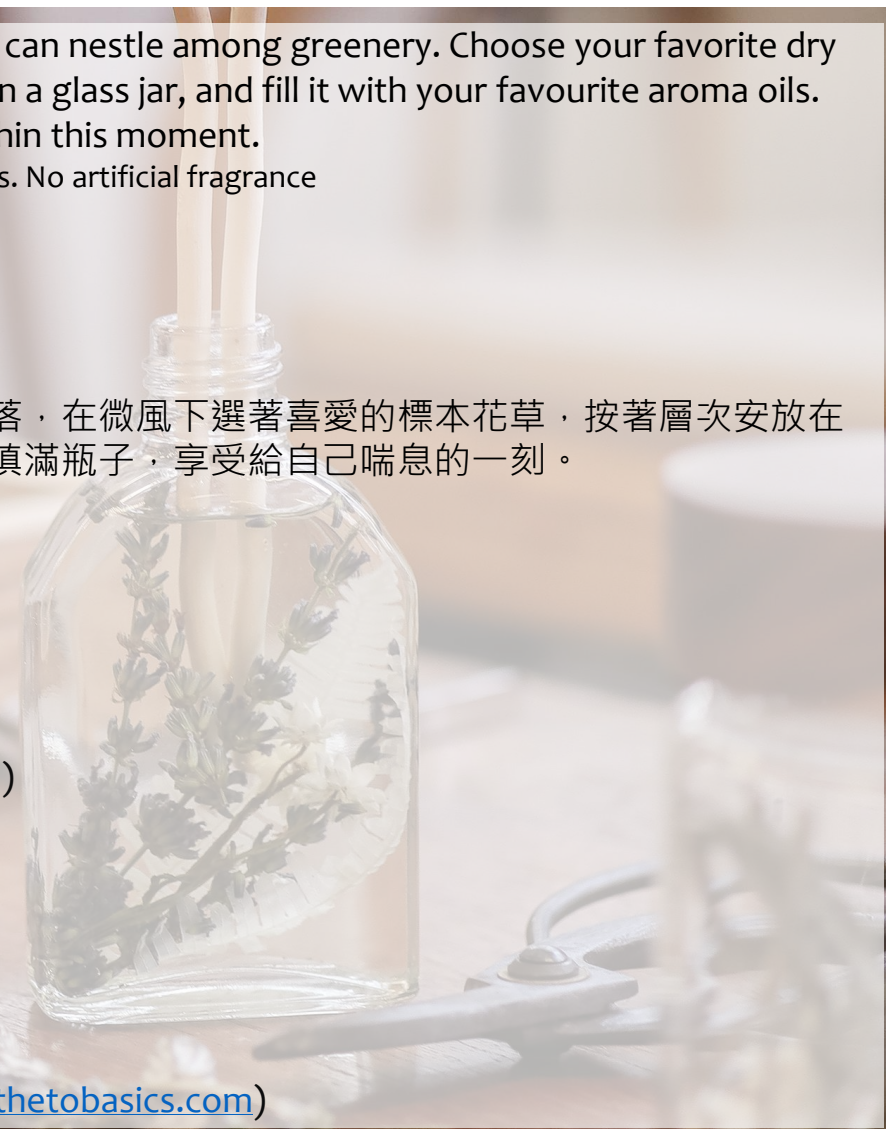
- Aroma oil scented with natural pure essential oil blends. No artificial fragrance
- Seasonal dry flowers and herbs
- create your own Herbarium Diffuser
- Enjoy the workshop at our corner among greenery
- 45 mins DIY session. Available daily

給自己留一點時間，安坐在充滿綠色植物的角落，在微風下選著喜愛的標本花草，按著層次安放在玻璃瓶裡，慢慢把情有獨鍾的精油擴香油好好填滿瓶子，享受給自己喘息的一刻。

- 六款獨家純精油調香擴香油，不含人造香精
- 多達十多種乾燥花材
- 製作獨一無二的花草標本擺飾
- 於PMQ門店 植物大廳製作
- 每節45分鐘，可一至二人製作，無需預約

#自助工作坊 #精油擴香 #花草放題

- Available: Every day (no need book in advance)
- Duration: 45 mins per session
- Venue: Studio S403 verandah
- Charge: \$388
- Age: 12+
- Capacity: 2 pax
- Language: Cantonese, Mandarin, English
- Registration: Walk in
- Enquiry: Bathe to Basics (2858 8135 / info@bathetobasics.com)





Mural Story Session
兒童藝術牆工作室

*Workshop information is subject to change without prior notice.
Please contact the host directly for the latest details.



Our art begins without frames. We use children’s storybooks to inspire art. Let us immerse into the wonders of stories and play with ideas inspired. Come to our canvas wall! Enjoy a creative moment where each of us has a different focus point from the stories and lose our fear of being wrong. The session closes with guided reflection - sharing and appreciation of each of our artwork. Sit back and take a moment to be delighted in what we create!

- Non-toxic washable kids paints - Complimentary drinks - Customised service: - Hand stretching on timber frames - Desirable sizes - Vanishing to protect and enhance the artwork A home décor, also a memory shared! Optional, add \$ 200 for customised hand stretch framing and bring home your mural art!

由故事分享開始，透過繪本來啟發小朋友的想像力，然後讓他們選用喜愛的顏料和工具，在大畫布上自由表達自己的構思，完成後，我們會引導小朋友去欣賞自己的畫作，使他們體會自主創作的樂趣。

- 顏料選用無有害物質和可清洗 - 贈送飲品 - 想把一幅具紀念性的畫作帶回家，我們可提供訂製油畫服務。服務包括：親手剪裁及鑲上木框 多款尺寸供選擇 塗上保護漆增添美感 (自選費\$200)

- Available: Every weekend (10:30am - 12: 30pm ; 3pm - 5pm (By appointment))
- Duration: 2 hours
- Venue: Studio S412
- Charge: \$300
- Age: 3 or above (Parents are welcome to stay)
- Capacity: 6
- Language: Cantonese, English
- Registration: 5506 2939/ storypieart@gmail.com / instagram inbox
- Enquiry: Ally Cheng (5506 2939/ storypieart@gmail.com)





MDVS
by
Mondovi®

Create Your Own Bracelets by Natural Gemstone 天然水晶手鍊工作坊

*Workshop information is subject to change without prior notice.
Please contact the host directly for the latest details.



MDVS by Mondovi, is a creative jewelry brand with unique style and new design. Whether it is elegant, noble, or stylish, brand accessories can show fashionable men and women their personal styles. Create and make your own style nature gemstone knot bracelet :

- Create your favorite colour combination by bead & wax cord / rope
- Use accessories to increase the sense of hierarchy

Bracelet A set including : 2-4pcs _ 6- 8mm beads , 4-6pcs accessories , wax cord / rope

Bracelet B set including : 6-10pcs _ 8-10mm beads , 6-10pcs accessories , wax cord / rope

Mondovi旗下的MDVS，是一個風格獨特、設計新穎的創意珠寶品牌。無論是優雅、高貴還是時尚，品牌配飾都能展現時尚男女的個人風格。製作您自己個人的風格的天然水晶手鍊：

- 用珠子和蠟繩/繩子，創造您最喜歡的顏色組合
- 使用配飾增加層次感

手鍊A套裝包括：2-4 顆 6-8毫米珠子，4-6 顆配飾，蠟繩/繩

手鍊B套裝包括：6-10 顆 8-10毫米珠子，6 - 10 顆配飾，蠟繩/繩

- Available: Weekday (14:00 - 20:00) by appointment
- Duration: 1.5 - 2 hours
- Venue: Studio S413
- Charge: Set A - \$580/ person , Set B - \$ 860
- Age: No Limited
- Capacity: 2-4 pax
- Language: Cantonese, English
- Registration: WhatApp 852-68842813 / info@mondovi.com.hk
- Enquiry: Nolly Leung (WhatApp 852- 68842813 / info@mondovi.com.hk)



Dyeing Experience by Food Waste Colour Workshop 天然剩食染色紮染輕體驗



During this dye-licious food dyeing workshop, you will take part in the process of dyeing from concept all the way to finished product. Every simple step will be part of the dyeing process and by putting your heart into it, you will make the work unique. You will make your own Shibori tie-dye or Itajime, a wooden-plate-dye, using a 50x50 centimeter Furoshiki—a traditional wrapping cloth—with the option to upgrade to something else. You will experience the experimental spirit behind the creative process using fresh food waste colors provided by Seasonal with blue from purple cabbage, yellow from onion and ginger, purple from sweet potato, brown from tea and coffee, pink from sakura wood, and more.

課程內容 ● 紮染 (Shibori 絞り染め) ● 源於日本傳統的染色技術，透過橡筋木夾彈珠等工具，綁紮布品，令染液不能滲透織物而染製紋理的方法。運用日本傳統綁紮技巧，加上你的創意，探索廚餘染料帶來的魅力，親手染製獨一無二的日常用品，為生活加點色彩，同時減低對環境的污染。也歡迎你帶自己的舊衣物來，為它升級創造及添上色彩。

- ▶ 透過3小時的天然染色實驗，你會...
- ❖ 認識天然染料 (Indigo、櫻花粉、紫薯紫、薑蔥黃) 的製作
- ❖ 導師示範及教授多種「絞紮技巧」
- ❖ 體驗匠人染色樂趣
- ❖ 參與工藝製作，讓創意能量碰撞，綻放出屬於你的獨一無二作品
- ❖ 完成課堂後，可訂購 DIY染色套裝在家繼續體驗

- Available: Every weekend (10:30am – 13:30pm/ 2:30pm – 5:30pm) – by appointment
- Duration: 3 hours
- Venue: Studio S506
- Charge: \$398/head
- Age: 12+
- Capacity: max. 8 pax
- Language: Cantonese
- Registration: <https://www.shop.dyelicious.hk/book-online>
- Enquiry: Dyelicious (98583616 / info@run2tree.com)



S511 Oscary Art

Art Jam 自助繪畫

March 2023

*Workshop information is subject to change without prior notice.
Please contact the host directly for the latest details.



Since 2010, we had been one of the most popular art studios in Hong Kong. Our studios provides all materials for acrylic paintings in many choices of canvas sizes. Our tutor in shop to assist you on your idea and basic painting techniques, we are looking forward to make creative pieces with you together.

自2010年以來，我們一直是香港最受歡迎的藝術工作室之一。我們的工作室提供了丙烯材料及不同大小的畫板。我們的導師亦會與你一同尋找靈感和教導繪畫的基本技巧，我們期待與你一起創造創意。

- Available: Every day (by appointment only)
- Duration: 4 hours
- Venue: Studio S511 & verandah
- Charge: \$200/head
- Capacity: 1-4 pax
- Language: Cantonese, Mandarin, English
- Registration: www.oscaryart.com; oscaryart@gmail.com; 95881514
- Enquiry: Winnie Chan (95881514 / oscaryart@gmail.com)





S513 513 Paint Shop

March 2023

*Workshop information is subject to change without prior notice.
Please contact the host directly for the latest details.

Gold Foil Totebag Workshop 金箔布袋工作坊

Decorate tote bag with gold foil, refashioning simplicity to a wearable artwork. It revives the common fashion piece with a touch of luxury.
利用金箔設計獨一無二的帆布布袋，將它變成一件可穿戴的藝術品。

- Available: Every Saturday & Sunday by appointment (12pm-2pm, 2pm-4pm, 4pm-6pm)
- Duration: 2 hours
- Venue: Studio S513 verandah
- Charge: \$300/head
- Capacity: 1-8 pax
- Language: Cantonese, English
- Registration: <https://www.513paintshop.com/collections/513-workshops/products/draw-paint-tote-bag>
- Enquiry: Jacqueline Wong (21552282 / shop@513paintshop.com)





S513 513 Paint Shop

March 2023

*Workshop information is subject to change without prior notice.
Please contact the host directly for the latest details.

Denim Gold Foil Handbag Workshop 金箔x牛仔布手袋工作坊



Decorate denim handbag with gold foil, refashioning simplicity to a wearable artwork. It revives the timeless fashion piece with a touch of luxury.

利用金箔設計獨一無二的牛仔布手提袋，將它變成一件可穿戴的藝術品。

- Available: Every day by appointment (12pm-2pm, 2pm-4pm, 4pm-6pm)
- Duration: 2 hours
- Venue: Studio S513 verandah
- Charge: \$300/head
- Capacity: 1-8 pax
- Language: Cantonese, English
- Registration: <https://www.513paintshop.com/collections/513-workshops/products/denim-workshop>
- Enquiry: Jacqueline Wong (21552282 / shop@513paintshop.com)



S513 513 Paint Shop

Coaster Painting 水松杯墊工作坊

March 2023

*Workshop information is subject to change without prior notice.
Please contact the host directly for the latest details.



Paint and draw with 513 paints on a cork coaster.

水松杯墊設計。

- Available: Every day by appointment (12pm-1:30pm, 2pm-3:30pm, 4pm-5:30pm)
- Duration: 1.5 hours
- Venue: Studio S513 verandah
- Charge: \$150/head
- Capacity: 1-8 pax
- Language: Cantonese, English
- Registration: <https://www.513paintshop.com/collections/513-workshops/products/draw-paint-coaster>
- Enquiry: Jacqueline Wong (21552282 / shop@513paintshop.com)



PAINT SHOP

S513 513 Paint Shop

Master Class Series 大師抽象畫班

March 2023

*Workshop information is subject to change without prior notice.
Please contact the host directly for the latest details.

One-on-one workshop with tutor to create abstract painting with foil on velvet fabric or canvas.

在絲絨布或帆布上創作抽象畫，並配以金箔作點綴。工作坊以一對一形式進行。

- Available: Every day by appointment (12:00pm-3:00pm, 3:00pm-6:00pm)
- Duration: For size, 50cm x 50cm: 1 session, 3 hours; For size, 130cm x 100cm: 2-3 sessions, each session about 2-3 hours (Total 6 hours)
- Venue: Studio S513 verandah
- Charge: On Velvet/Canvas (50cm x 50cm) HK\$900/head | On Velvet (130cm x 100cm) HK\$1800 /head
- Capacity: 1-4 pax
- Language: Cantonese, English
- Registration: <https://www.513paintshop.com/collections/513-workshops/products/master-class-series> (Book before 5-7 days ahead)
- Enquiry: Jacqueline Wong (21552282 / shop@513paintshop.com)




S513 513 Paint Shop

Pour Painting Workshop 流體畫工作坊

March 2023

*Workshop information is subject to change without prior notice.
Please contact the host directly for the latest details.



Let your paint flow, to create a fascinating and unique art piece.
讓顏料任意在畫面上流動，創作出一幅獨一無二的藝術品。

- Available: Every day by appointment (12pm-2pm, 2pm-4pm, 4pm-6pm)
- Duration: 2 hours
- Venue: Studio S513 verandah
- Charge: From \$180/head
- Capacity: 1-6 pax
- Language: Cantonese, English
- Registration: <https://www.513paintshop.com/collections/513-workshops/products/pour-painting-workshop> (Book before 3-5 days ahead)
- Enquiry: Jacqueline Wong (21552282 / shop@513paintshop.com)





Aqua Mark-making 水彩畫·痕跡創作

*Workshop information is subject to change without prior notice.
Please contact the host directly for the latest details.



Scribble, splash, doodle, dot. Enjoy the process of making as many marks as you can with pencils, pastels and paints. Bring your mind wander in wonderland and roam across the canvas to express your imaginary with emotions.

塗一塗，潑一潑，掃一掃，點一點。拿著鉛筆，蠟筆，油漆，讓您的思想在仙境中徘徊，隨意在畫冊上漫遊，抒發您的情感，塑造您的幻想。

- Available: Everyday (12pm-2pm, 2pm-4pm, 4pm-6pm by appointment)
- Duration: 2 hours
- Venue: Studio S513 verandah
- Charge: \$250
- Capacity: 4 pax
- Language: Cantonese, English, Mandarin
- Registration: <https://www.513paintshop.com/collections/513-workshops/products/aqua-mark-making>
- Enquiry: Team 513 (21552282 / shop@513paintshop.com)





*Workshop information is subject to change without prior notice.
Please contact the host directly for the latest details.

Simplified, Easy and Fun Shoe Making Workshop 簡單、輕鬆、有趣的製鞋工作坊



Easy-2-Make | Beginner Workshop

- Original Designs
- Handmade by You

New shoemaking workshops by Shoe Artistry. Experience making a wearable pair within 3-4 hours. It can be for yourself, a friend or even as gifts for a loved one. Simple and Fun! * Shoe style and colour need to be confirmed before class

簡易手工鞋班 | 初階

- 原創設計
- 由你親手製作

鞋藝工館初階造鞋工作坊，3-4小時內就可製作出可穿，有型和舒適的鞋子。親自製作的鞋子可以是給自己穿，製作得給朋友或是送給最愛的那一位，簡單又有趣！

- Available: Every Saturday (between 12nn - 6pm by appointment)

For other days, please send enquiry.

- Duration: 3-4 hours
- Venue: Studio S603 or verandah
- Charge: \$500 and above
- Capacity: 2-4 pax
- Language: Cantonese, English
- Registration: <http://shoeartistry.com/beginner-shoemaking-workshops/>
- Enquiry: Jeff Wan (2796 6018/ hi@shoeartistry.com)



HAK

H202 HAK

March 2023

*Workshop information is subject to change without prior notice.
Please contact the host directly for the latest details.

Two-way knit necklace workshop 兩用編織頸鍊工作坊



During the workshop, you will learn how to use the ribbon yarn to knit the two-way necklace. This necklace use a magnetic clasp to connect. It can wear it as a long necklace or as a bracelet & necklace set. All materials included.

這個工作坊將會教授使用扁帶編織兩用雙色頸鍊。使用磁石扣連結，可作長頸鍊配帶，亦可作手鍊及頸鍊套裝配帶。所有材料已包括學費內。

- Available: Every Saturday & Sunday 11:30am-1:30pm (by appointment)
- Duration: 2 hours
- Venue: Studio H202
- Charge: \$580 per person/ \$960 for 2 person
- Capacity: 2 - 6 pax
- Language: Cantonese, English
- Registration: hak.studio@hotmail.com
- Enquiry: Ling Wong (55118412 / hak.studio@hotmail.com)



OBELLERY

Silver Bangle Workshop 銀手鐲製作班

*Workshop information is subject to change without prior notice.
Please contact the host directly for the latest details.

Ever wonder how silver jewellerys were crafted traditionally? Join us and find out! In this workshop you will be able to hand craft your very own silver bangle in 2-3 hours starting from a plain piece of material. During the process you will get a taste of a variety of traditional silver smithing techniques such as piercing, annealing, twisting, hammering and etc.

We provide 7 different design templates for you to choose from, from minimalist chic to stylish-rugged textures, there must be one that will compliment your personal style!

在兩至三小時內，你將會學到以傳統金工技巧去製作一隻銀手鐲。我們會提供一些簡單而獨特的手鐲款式以作參考，而每一個款式都能學到不同的金工技巧。導師們會以小組或個人形式教授及協助。製作班內你能學到一些金屬處理的基本技巧，如金屬切割，退火，焊接，挫修，打磨，手工拋光，金屬處理，曲面形成，扭線製作等。

- Available: Every day (11:00am - 1:00pm, 2:30pm - 5:00pm, 5:00pm - 7:00pm by appointment)
- Duration: 1.5 - 2 hours
- Venue: Studio H403
- Charge: \$1780/person
- Age: 14+
- Capacity: max. 4 pax
- Language: Cantonese, Mandarin, English
- Registration: <https://www.obellery.com/silver-bangle-making-class>
- Enquiry: Titus Chan (2155 4198/ info@obellery.com)



OBELLERY

Signet Ring Workshop

印章戒指製作班

*Workshop information is subject to change without prior notice.
Please contact the host directly for the latest details.



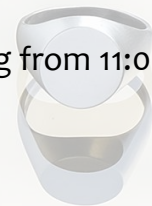
Signet rings are part of a time-honoured tradition practiced by aristocrats. Family crests were usually engraved onto the top of the ring and used as personal signatures when pressing onto hot wax or clay. Besides using as an official seal, signet rings were also symbols of family heritage. Antique signet rings are valuable and rare in modern days as they were often destroyed once their owner passes.

In this workshop we will guide you step by step creating your own signet ring using traditional silver smithing method starting from a flat piece of silver. You will learn basic silver smithing techniques such as piercing, annealing, filing, polishing and etc. Do not hesitate to join us if you would like to challenge yourself!

印章戒指的歷史源遠悠長。傳統的印戒是給貴族們用於文件上簽署，他們多數會在戒指刻上家族的標誌，再壓在蜂蠟或黏土上。基於貴族的繼承性，當配戴者逝去時印戒大多會被破壞，所以，經過歷史遺留的印戒已經很稀有及相當珍貴。現今印章戒指已成為時尚首飾，不論男女也可以配戴。

我們今次的工作坊，主要是希望介紹傳統金工技藝打造戒指的方法，即使你沒有任何金屬製作的經驗也歡迎參與！

- Available: Every day (Starting from 11:00am or 2:30pm by appointment)
- Duration: Around 3 hours
- Venue: Studio H403
- Charge: \$1480/person
- Age: 16+
- Capacity: max. 4 pax
- Language: Cantonese, Mandarin, English
- Registration: <https://www.obellery.com/signet-ring-workshop>
- Enquiry: Titus Chan (2155 4198/ info@obellery.com)





H405 Isatisse Studio

March 2023

*Workshop information is subject to change without prior notice.
Please contact the host directly for the latest details.

Nagomi Pastel Art Workshop 和諧粉彩體驗工作坊



Nagomi Art, a form of Japanese art healing founded in Japan, using pastels and fingers to create a gentle, transparent, warm, and heart-touching art through simple yet unique ways of painting techniques. The therapeutic nature of this art is able to create a sense of harmony and enhance the self-esteem of the painter. This art helps to calm and relax one's mind as the painters go through the process to choose and blend the colors and complete the beautiful art piece all by themselves. It's an art for everyone and anyone!

和諧粉彩源自日本，由細谷典克先生於2003年創立的一門大眾藝術。細谷先生發現日本人在職場上情緒壓抑的問題很值得正視，於是想藉一種簡單、放鬆的作畫方法，讓人們從中獲得放鬆、愉悅的感覺，透過這門藝術紓解壓力與情緒。他隨後成立了日本粉彩希望協會JPHAA，希望把這門藝術推廣開去，讓更多人感受到藝術療癒的威力。我們透過體驗工作坊，讓繁忙的都市人及從未接觸過和諧粉彩但有興趣的朋友們，一同來參與，既可發揮創意，又可治癒心靈。大家就一起來體驗這個快樂的藝術療癒旅程吧！

- Available: Everyday (11:30a.m to 2:00p.m / 2:00p.m to 4:30p.m / 5:00p.m to 7:30p.m – book 3 days prior)
- Duration: 2.5 hours (1-2 artworks can be done)
- Venue: Studio H405
- Charge: **\$320 per person
** \$300 per person for 2 people enrolling at one time!!
** \$450 per 1 Parent + Kid (For a parent with a kid aged under 5 creating the artworks together)
- Capacity: 1-6 pax
- Language: Cantonese, Mandarin, English
- Registration: Instagram: @isatisse, FB: Isatisse by Isabel Tong, Whatsapp / Signal 92612948
- <https://isatisse.com/collections/workshop/products/nagomi-pastel-art-trial-workshop-%E5%92%8C%E8%AB%A7%E7%B2%89%E5%BD%A9%E9%AB%94%E9%A9%97%E5%B7%A5%E4%BD%9C%E5%9D%8A>
- Enquiry: Isabel Tong (92612948 / info@isatisse.com)



H405 Isatisse Studio

March 2023

*Workshop information is subject to change without prior notice.
Please contact the host directly for the latest details.

Nagomi Pastel Greeting Cards DIY Workshop 和諧粉彩賀卡DIY工作坊



Let's DIY Nagomi Pastel greeting cards for your beloved friends and family!! 2 to 3 Nagomi Pastel greeting cards can be done within a 2-hour session. Book now and make something creative for your love ones!! Duration: Approx. 2 hours (2 to 3 Greeting cards can be done, envelops included)

臨近節日，今年想親手DIY小心意送俾至愛親朋同時自己放假又想讓自己心靈RELAX放鬆一下嗎？即刻過嚟我地嘅和諧粉彩賀卡DIY工作坊，2小時工作坊內可以任大家創作2-3款和諧粉彩賀卡！！即刻創作一個又和諧又特別嘅賀卡送俾他/她啦！！

和諧粉彩源自日本，由細谷典克先生於2003年創立的一門大眾藝術。細谷先生發現日本人在職場上情緒壓抑的問題很值得正視，於是想藉一種簡單、放鬆的作畫方法，讓人們從中獲得放鬆、愉悅的感覺，透過這門藝術紓解壓力與情緒。他隨後成立了日本粉彩希望協會JPHAA，希望把這門藝術推廣開去，讓更多人感受到藝術療癒的威力。我們透過體驗工作坊，讓繁忙的都市人及從未接觸過和諧粉彩但有興趣的朋友們，一同來參與，既可發揮創意，又可治癒心靈。工作坊時數：約2小時(可完成約2-3張賀卡，連封套)

- Available: Everyday (11am-1pm, 2pm-4pm, 5pm-7pm or by appointment 2 days in advance)
- Duration: 2 hours
- Venue: Studio H405
- Charge: HK\$380 (HK\$350 for two people joining together)
- Age: 10+
- Capacity: 1-8 pax
- Language: Cantonese, English
- Registration: www.isatisse.com/ [info@isatisse.com/](mailto:info@isatisse.com) 92612948
- <https://isatisse.com/collections/workshop/products/%E5%92%8C%E8%AB%A7%E7%B2%89%E5%BD%A9%E8%81%96%E8%AA%95%E5%8D%A1%E5%8F%8A%E8%B3%80%E5%8D%A1%E5%B7%A5%E4%BD%9C%E5%9D%8A>
- Enquiry: Isabel Tong (92612948 / info@isatisse.com)



H405 Isatisse Studio

March 2023

"BRIGHT BRIGHT CITIES" CREATIVE PAPER LANTERN WORKSHOP 動感都市創意紙燈籠工作坊

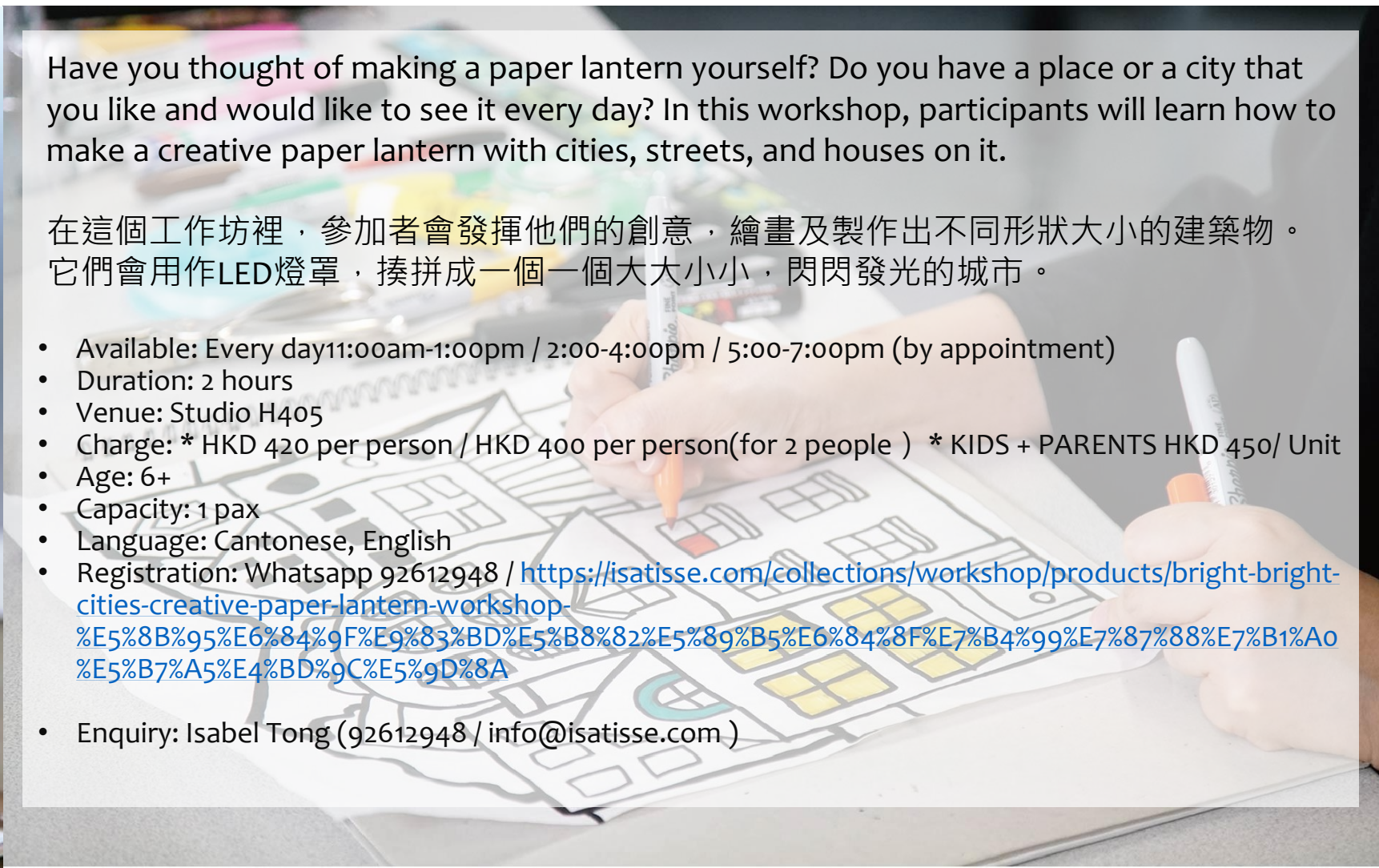
*Workshop information is subject to change without prior notice.
Please contact the host directly for the latest details.



Have you thought of making a paper lantern yourself? Do you have a place or a city that you like and would like to see it every day? In this workshop, participants will learn how to make a creative paper lantern with cities, streets, and houses on it.

在這個工作坊裡，參加者會發揮他們的創意，繪畫及製作出不同形狀大小的建築物。它們會用作LED燈罩，湊拼成一個一個大大小小，閃閃發光的城市。

- Available: Every day 11:00am-1:00pm / 2:00-4:00pm / 5:00-7:00pm (by appointment)
- Duration: 2 hours
- Venue: Studio H405
- Charge: * HKD 420 per person / HKD 400 per person (for 2 people) * KIDS + PARENTS HKD 450/ Unit
- Age: 6+
- Capacity: 1 pax
- Language: Cantonese, English
- Registration: Whatsapp 92612948 / <https://isatisse.com/collections/workshop/products/bright-bright-cities-creative-paper-lantern-workshop-%E5%8B%95%E6%84%9F%E9%83%BD%E5%B8%82%E5%89%B5%E6%84%8F%E7%B4%99%E7%87%88%E7%B1%A0%E5%B7%A5%E4%BD%9C%E5%9D%8A>
- Enquiry: Isabel Tong (92612948 / info@isatisse.com)





H405 Isatisse Studio

March 2023

*Workshop information is subject to change without prior notice.
Please contact the host directly for the latest details.

Creative Needle Felting Workshop 創意羊毛氈工作坊

Needle Felting is a fun and relaxing art and craft activity. Participants can use simple needle felting skills and to create their own felted products. Participants may choose to join the following:

A) Creative 3D Needle Felted Plant (Small - 4 pcs / Big 1 pc + Small 1 pc)

B) Creative Needle Felted Coaster (1 to 2 pcs)

** Can add accessories to make key chains / broach

羊毛氈是一種簡單有趣，令人放鬆心情的手作玩意。大家在這個2小時的工作坊裡運用簡單基本的羊毛氈技巧盡情創作自己喜愛的羊毛氈小物。

可選擇：

A) 創意立體羊毛氈盆栽 (小 - 4個 OR 1大1小)

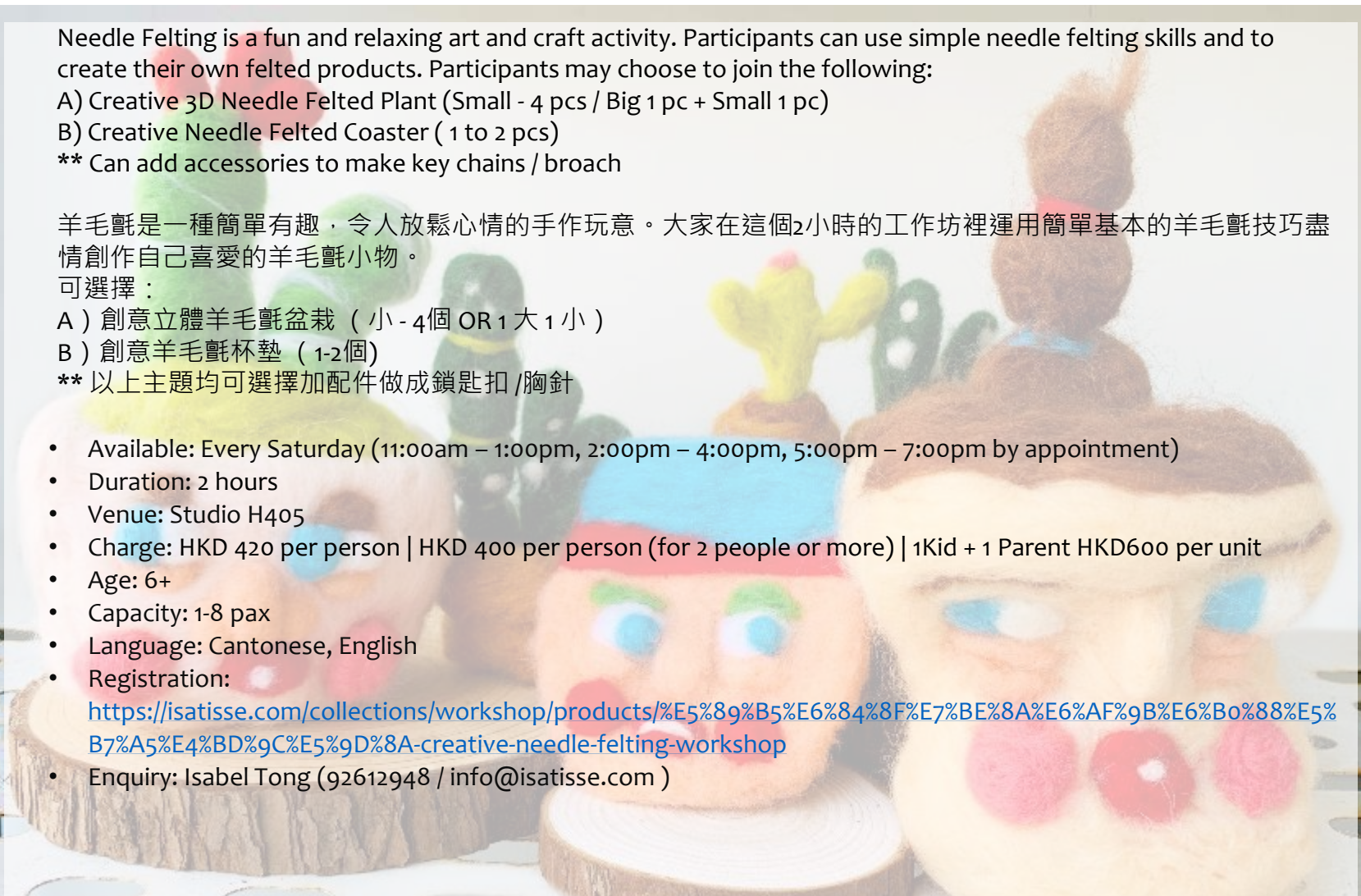
B) 創意羊毛氈杯墊 (1-2個)

** 以上主題均可選擇加配件做成鎖匙扣 / 胸針

- Available: Every Saturday (11:00am – 1:00pm, 2:00pm – 4:00pm, 5:00pm – 7:00pm by appointment)
- Duration: 2 hours
- Venue: Studio H405
- Charge: HKD 420 per person | HKD 400 per person (for 2 people or more) | 1Kid + 1 Parent HKD600 per unit
- Age: 6+
- Capacity: 1-8 pax
- Language: Cantonese, English
- Registration:

<https://isatisse.com/collections/workshop/products/%E5%89%B5%E6%84%8F%E7%BE%8A%E6%AF%9B%E6%B0%88%E5%B7%A5%E4%BD%9C%E5%9D%8A-creative-needle-felting-workshop>

- Enquiry: Isabel Tong (92612948 / info@isatisse.com)





H405 Isatisse Studio

March 2023

*Workshop information is subject to change without prior notice.
Please contact the host directly for the latest details.

Nagomi Pastel Art JPHAA Certified Associate Instructor Course 和諧粉彩準指導師證書課程

Founded in Japan by Mr Hosoya Norikatsu, Nagomi Art uses sensorial touch from painting with fingers to help bring a sense of harmony and inner peace to the artist. There is something especially therapeutic about an art form where fingers become the brush on the canvas.

- JPHAA Certified Associate Instructor Course
- 3 full-day or 6 half-days course with JPHAA certificate
- Can organize interested class after completing the course

日本和諧粉彩 (Pastel Nagomi Art) 是由日本細谷典克先生於2002年創辦，翌年成立Japan Pastel Hope Art Association (JPHAA) 日本粉彩希望藝術協會。這指繪療癒藝術，是一種源自日本的獨特繪畫方式，透過簡單的繪畫方法，運用粉彩和手指來彩繪創作者內在的色彩，為不同年紀的人的心靈帶來和諧、寧靜和喜悅。
準指導師班：

- 完成3天全日課程 (或可分6個半日)可申請JPHAA準指導師證書
- 透過完成 18-20幅特定主題的粉彩畫，包括四季、風景、人物、情緒、抽象等，藉此學習多種和諧粉彩技巧。
- 可開辦體驗班

- Available: Everyday (by appointment)
- Duration: 8 hours per day (3 full days) or 3 hours per day (5 to 6 sessions)
- Venue: Studio H405
- Charge: HK\$6,500 including materials and Certificate application fee , 10% off for 2 people enrolling at the same time
- Age: 14+
- Capacity: 1-8 pax
- Language: Cantonese, English
- Registration: www.isatisse.com/ [info@isatisse.com/](mailto:info@isatisse.com) 92612948
- <https://isatisse.com/collections/workshop/products/%E5%92%8C%E8%AB%A7%E7%B2%89%E5%BD%A9%E6%BA%96%E6%8C%87%E5%B0%8E%E5%B8%AB%E8%AD%89%E6%9B%B8%E8%AA%B2%E7%A8%8B>
- Enquiry: Isabel Tong (92612948 / info@isatisse.com)



Fluid art x Concrete Candle Workshop

混凝土 x 流體藝術 香薰蠟燭工作坊



In the Fluid art x Concrete Candle, the oils are 100% pure, natural, uncut. In our workshop, you can create your own scent, own style candle. The scents are specially formulated mixing for different usual and function. We also handcrafted the concrete and fluid art candle jar to let it be one of your stylish homeware collection. The scent of candles can be relaxing and at the same time help to create a cosy atmosphere, and their simple appearance is the perfect room decoration. Workshop included: (1) Concrete x Fluidart Candle Jar, (2) Mixing your own scent of candle, (3) Fluid art Cover

在混凝土和流體藝術香薰蠟燭中，精油是採用 100% 純淨、天然、未切割的。這些香味是專門為不同的功用和功能而配製的。我們還手工製作了混凝土和流體藝術蠟燭罐，讓它成為您的時尚家居用品系列之一。香薰蠟燭的香氣可以令人放鬆，同時助於營造出舒適氣氛，而其簡潔的外表更是最佳的房間裝飾品。工作坊包括：(1) 混凝土 x 流體藝術蠟燭罐，(2) 混合你自己的蠟燭香味，(3) 流體藝術蓋子

- Available: Every day 12:00-1:30 PM, 1:30-3:00 PM, 3:00-4:30PM, 4:30-6:00PM, 6:00-7:30PM (by appointment)
- Duration: Around 1.5 hours
- Venue: Studio H408 or verandah
- Charge: \$450/ person, \$880/ 2 person
- Age: 10+
- Capacity: 2 - 15 pax
- Language: Cantonese, Mandarin, English
- Registration: raftwong@rcube-design.com ; WhatsApp/ Signal 92541460
- Enquiry: Raft Wong (92541460 / raftwong@rcube-design.com)



H408 Rcube Store

March 2023

*Workshop information is subject to change without prior notice.
Please contact the host directly for the latest details.

Acrylic Fluid Art – Phone case + Tote bag Workshop 丙烯流體藝術 – 手機殼 + 手提袋工作坊



Acrylic fluid art is a great way to relieve stress and ease your tensions. When the vibrant acrylic paints are mixed, they react with each other to form unexpected visuals.

Nowadays, phone case is represented your fashion and taste. Most of people is not only one phone case. Our workshop recommend you to bring your old phone case to our workshop to renew and reborn it.

Our workshop content:

- (1) Tote Bag
 - (2) Phone case – Draw on your old Phone case (The case is not included, send me a picture to show us first)
- We can provide you a new phone case for \$100. Please let us know your model at least 10 days earlier.

丙烯酸流體藝術是緩解壓力和緩解緊張情緒的好方法。當顏料混合在一起時，它們會相互反應，形成意想不到的視覺效果。

如今，手機殼代表著你的時尚和品味。大多數人不是只有一個手機殼。我們的工作坊建議您將舊手機殼帶到我們的工作坊進行更新和重生。

工作坊包括：

- (1) 流體藝術 手提袋
- (2) 流體藝術 手機殼 (需要帶上舊手機殼, 先發張照片給我們看)

如果您沒有舊手機殼，新殼加 \$100，請註明您的手機型號和至少 10 天的預訂時間

- Available: Every day 1:00pm – 8:00pm (around 1.5 hours by appointment)
- Duration: 1.5 hours
- Venue: Studio H408 or verandah
- Charge: \$520/ person (Your old phone case) \$620/ person (New phone case)
- Age: 10+
- Capacity: 2-12 pax
- Language: Cantonese, Mandarin, English
- Registration: <https://rcube-design.com/products/acrylic-fluid-art-phone-case-tote-bag-workshop>
- Enquiry: Raft Wong (92541460 / raftwong@rcube-design.com)



H408 Rcube Store

March 2023

*Workshop information is subject to change without prior notice.
Please contact the host directly for the latest details.

DIY Clock workshop (Concrete x Resin) DIY時鐘 (樹脂x混凝土)



Our workshop includes our unique double-layer DIY clock and 2 pcs of XS size of coaster. In our workshop, you can expose a different kind of materials, including: concrete and resin flow arts. This is your special handcraft gift for your friends or own use. Included: 1 pc x 19cm DIY Clock 2 pcs x 8 cm Coaster

課堂內容包括了我們獨特的雙層時鐘及杯墊。課堂內你可以接觸到不同的物料，包括：水泥及樹脂流動畫制作。獨特的混合，這是您送給朋友或自己使用的獨特手工禮物。包括：1個x 19厘米DIY時鐘 2個x 8厘米杯墊

- Available: Every day 2:00pm – 8:00pm (around 1.5 - 2 hours by appointment)
- Duration: 1.5 hours
- Venue: Studio H408 or verandah
- Charge: \$550/head
- Age: 10+
- Capacity: 2 - 12 pax
- Language: Cantonese, Mandarin, English
- Registration: raftwong@rcube-design.com ; WhatsApp/ Signal 92541460
- Enquiry: Raft Wong (92541460 / raftwong@rcube-design.com)



H408 Rcube Store

March 2023

*Workshop information is subject to change without prior notice.
Please contact the host directly for the latest details.

Concrete X Resin Workshop (Aroma Stone Diffuser) 水泥及樹脂流動畫制作 (香薰石擴散器)



Our workshop includes our unique double-layer coaster and aroma stone. In our workshop, you can expose a different kind of materials, including: concrete, plaster and resin flow arts. This is your special handcraft gift for your friends or own use.

課堂內容包括了我們獨特的雙層杯墊及香薰石。課堂內你可以接觸到不同的物料，包括：水泥、香薰石及樹脂流動畫制作。獨特的混合，這是您送給朋友或自己使用的獨特手工禮物。

- Available: Every day 2:00pm – 8:00pm (around 1.5 - 2 hours by appointment)
- Duration: 1.5 hours
- Venue: Studio H408 or verandah
- Charge: \$480/head
- Age: 10+
- Capacity: 2-12 pax
- Language: Cantonese, Mandarin, English
- Registration: raftwong@rcube-design.com ; WhatsApp/ Signal 92541460
- Enquiry: Raft Wong (92541460 / raftwong@rcube-design.com)

*Workshop information is subject to change without prior notice.
Please contact the host directly for the latest details.



Fluid Art x Aroma Stone x Flower Wall Art Workshop 流體藝術 x 香薰石 x 乾花藝術 工作坊



In our workshop, you can create your own scent, own style of flower wall art in your home. You can expose a different kind of materials and technic, including: • Acrylic fluid art • Aroma stone diffusion • Dried Flower decorate

Acrylic fluid art is a great way to relieve stress and ease your tensions. When the vibrant acrylic paints are mixed, they react with each other to form unexpected visuals. The scent of Aroma stone can be relaxing and at the same time help to create a cosy atmosphere, and their simple appearance is the perfect room decoration. This is your special handcraft gift for your friends or own use.

在我們的工作坊中，您可以創造屬於您自己的香味、自己風格的乾花牆藝術。您可以展示不同種類的材料和技術，包括：• 流體藝術 • 香薰石 • 乾花裝飾

流體藝術是緩解壓力和緩解緊張情緒的好方法。當充滿活力的丙烯顏料混合在一起時，它們會相互反應，形成意想不到的視覺效果。香薰石的香味可以讓人放鬆，同時有助於營造舒適的氛圍，其簡單的外觀是完美的房間裝飾。這是您送給朋友或自己使用的特別手工禮物。

- Available: Every day 12:00 - 1:25pm, 1:30 - 2:55pm, 3:00 - 4:25pm, 4:30-5:55pm 6:00-7:25pm (around 1.5 - 2 hours by appointment)
- Duration: 1.5 hours
- Venue: Studio H408 or verandah
- Charge: \$580-680/head
- Age: 10+
- Capacity: 2-12 pax
- Language: Cantonese, Mandarin, English
- Registration: raftwong@rcube-design.com; WhatsApp/ Signal 92541460
- Enquiry: Raft Wong (92541460 / raftwong@rcube-design.com)

Loupe

*Workshop information is subject to change without prior notice.
Please contact the host directly for the latest details.

Loupe *Model•Kit Panda Pendant* *Workshop*

模·型 熊貓吊咀工作坊

2023.03.05 (Sun)

14:00 - 18:00 PM

Instructor 導師：Yoyo Chung

Fee 費用：\$600

費用已包括導師,材料費及休閒下午茶券
The fee includes tutor, materials fees and waffle coupons

H410, Block B, PMQ, 35 Aberdeen street,
Central, Hong Kong

T (852) 2623 2272
E enquiry@loupe.com.hk



Inspired by favourite toys in the childhood and teamed up with silversmithing, a playful and wearable pendant was designed. In this workshop, sawing, filing, soldering, polishing and cold jointing will be taught. You will make a moveable panda pendant.

Finished product: One Silver Pendant

以小時候喜歡的玩具模型為創作概念，並融入金工技術，讓大家能親手製作好玩又可佩戴的首飾。工作坊會授教傳統金工工藝，包括鋸、銼、焊、打磨及冷焊接技術，並製作可活動的熊貓吊咀。

製成品:銀吊咀一個

- Duration: 4 hours
- Charge: \$600/head
- Age: 14+
- Capacity: 8
- Language: English / Cantonese
- Registration: <https://www.loupe.com.hk/tc/workshop>

Loupe

*Workshop information is subject to change without prior notice.
Please contact the host directly for the latest details.

Loupe

Stylish Brass Bangle Workshop

銅製手鐲工作坊

2023.03.11 (Sat)

14:00 - 18:00PM

Instructor 導師：Flow Wong

Fee 費用：\$600

費用已包括導師,材料費及休閒下午茶券
The fee includes tutor, materials fees and waffle coupons

H410, Block B, PMQ, 35 Aberdeen street,
Central, Hong Kong

T (852) 2623 2272
E enquiry@loupe.com.hk



In this workshop, participants can choose to DIY one of five types of brass bangles suitable for day-to-day wear. Participants will learn basic metalwork skills like annealing, forming, punching and polishing. Nothing is more satisfying than wearing your own unique bangle!

Finished Product: One Brass Bangle

參加者能於此工作坊學習如何利用傳統金工工藝制作一隻屬於自己風格的銅手鐲。參加者可以於5款手鐲任選其一，導師會跟據款式教授所需工藝，當中包括退火，成型及拋光等技術。

製成品：銅製手鐲一隻

- Duration: 4 hours
- Charge: \$600/head
- Age: 14+
- Capacity: 8
- Language: English / Cantonese
- Registration: <https://www.loupe.com.hk/tc/workshop>

Loupe

*Workshop information is subject to change without prior notice.
Please contact the host directly for the latest details.

Loupe

Couple / Besties Silver Ring Workshop

情侶 / 友情銀戒指工作坊

2023.03.12 (Sun)

14:30 - 17:00 PM

Instructor 導師 : Cris Gao

Fee 費用 : \$550

費用已包括導師,材料費及休閒下午茶券

The fee includes tutor, materials fees and waffle coupons

H410, Block B, PMQ, 35 Aberdeen street,
Central, Hong Kong

T (852) 2623 2272

E enquiry@loupe.com.hk



Make a silver ring for your partner/besties! In this workshop, participants would learn basic silversmith and soldering skills to make a silver wave ring or a band ring.

情人節前親自為她/他製作一枚專屬的戒指吧！這個工作坊會教授基本金工及焊接技巧，製作一枚波浪或圓環戒指。

- Duration: 2.5 hours
- Charge: \$550/head
- Age: 14+
- Capacity: 8
- Language: English / Cantonese
- Registration:
<https://www.loupe.com.hk/tc/workshop>

Loupe

*Workshop information is subject to change without prior notice.
Please contact the host directly for the latest details.

Loupe

Silver Pattern Ring

Workshop

花紋純銀戒指工作坊

2023.03.18 (Sat)

14:00 - 16:00 PM

Instructor 導師：Joys Man

Fee 費用：\$600

費用已包括導師,材料費及休閒下午茶券

The fee includes tutor, materials fees and waffle coupons

H410, Block B, PMQ, 35 Aberdeen street,
Central, Hong Kong

T (852) 2623 2272

E enquiry@loupe.com.hk



Participant can learn simple metal working skills such as forming, soldering, polishing, etc through this workshop to make a silver pattern ring workshop.

參加者能透過學習造型，焊接，打鑼拋光等基本金工工藝，製作一枚花紋純銀戒指。

- Duration: 2 hours
- Charge: \$600/head
- Age: 14+
- Capacity: 8
- Language: English / Cantonese
- Registration:
<https://www.loupe.com.hk/tc/workshop>

Loupe

*Workshop information is subject to change without prior notice.
Please contact the host directly for the latest details.

Loupe

Brass Twisted Hoop Earrings Workshop

黃銅麻花圈圈耳環工作坊

2023.03.19 (Sun)

14:00 - 18:00 PM

Instructor 導師：Marcella Leung

Fee 費用：\$550

費用已包括導師,材料費及休閒下午茶券

The fee includes tutor, materials fees and waffle coupons

H410, Block B, PMQ, 35 Aberdeen street,
Central, Hong Kong

T (852) 2623 2272
E enquiry@loupe.com.hk



This workshop will teach you a variety of metalwork techniques. Through sawing, soldering, and polishing, participants can complete a pair of earring in the workshop. While enjoying making jewellery by hand, they can also experience traditional metalwork.
*Finished Product: a pair of earring (all earrings products finished with 925 ear pin)

經典百搭款耳環，大方且輕巧，最適合簡簡單單的你和我。參加者會於工作坊學習多種金工技術，透過鋸切、焊接、拋光、鑽孔和在表面添加紋理，體驗傳統的金工技術。

- Duration: 4 hours
- Charge: \$550/head
- Age: 14+
- Capacity: 8
- Language: English / Cantonese
- Registration:
<https://www.loupe.com.hk/tc/workshop>

Loupe

*Workshop information is subject to change without prior notice.
Please contact the host directly for the latest details.

Loupe

supported by
Chow Tai Fook Jewellery Group

Enamel craft experience seminar & workshop

琺瑯講座及工藝體驗工作坊

2023.03.25 (Sat)

10:00AM - 12:30PM

15:00PM - 17:30PM

Instructor 導師：區級非遺傳承人 – 楊承榮

歡迎透過電話登記工作坊：

Welcome to register the workshop by whatsapp

Whatsapp : 9192 1285 (體驗工作坊額滿即止，歡迎出席講座)



This is a workshop for making a silver Enamel pendant with graphite painting. Instructor will teach you a variety of basic metalwork techniques - drilling, annealing, chasing, and polishing. While experiencing traditional metalwork, participants can also learning the enamel technique and experiment the graphite painting on enamel to create their personalized pendant

這是一個教導如何製石墨畫銀琺瑯吊墜的工作坊。導師將教各種基本的金工技術 - 鑽孔、退火、錘擊和拋光。參加者在體驗傳統金工技巧同時，還可以學習琺瑯工藝，體驗琺瑯加上石墨畫作，打造個性化的專屬吊墜。

- Duration: 2.5 hours
- Charge: Free
- Age: 14+
- Capacity: 8
- Language: English / Cantonese
- Registration: <https://www.loupe.com.hk/tc/workshop>

Loupe

*Workshop information is subject to change without prior notice.
Please contact the host directly for the latest details.

Loupe Model•Kit Dolphin Pendant Workshop

模•型 海豚吊咀工作坊

2023.03.26 (Sun)

14:00 - 18:00 PM

Instructor 導師：Yoyo Chung

Fee 費用：\$600

費用已包括導師,材料費及休閒下午茶券

The fee includes tutor, materials fees and waffle coupons



Inspired by childhood favorite toys and together up with silversmithing, a playful and wearable pendant was designed. In this workshop, sawing, filing, soldering, polishing, and cold jointing will be taught. You will make a moveable dolphin pendant.

Fee includes: Tutor fee afternoon tea coupon and materials fee
Finished product: One Silver Pendant with a Chain

以小時候喜歡的玩具模型為創作概念，並融入金工技術，讓大家能親手製作好玩又可佩戴的首飾。工作坊會授教傳統金工工藝，包括鋸、銼、焊、打磨及冷焊接技術，並製作可活動的小海豚吊咀。

費用包括：導師費，下午茶優惠卷及物料費

製成品: 銀吊咀一個(連頸鏈)

- Duration: 4 hours
- Charge: \$600/head
- Age: 14+
- Capacity: 8
- Language: English / Cantonese
- Registration: <https://www.loupe.com.hk/tc/workshop>

Loupe

*Workshop information is subject to change without prior notice.
Please contact the host directly for the latest details.

Loupe

Twisted Silver Ring Workshop

扭紋銀戒指工作坊

Weekdays of March

14:00 - 18:00 PM

(Welcome to book dates one week before)

歡迎一星期前預約3月平日星期一,二,四和五

Instructor 導師：大師室工藝師

Fee 費用：\$600 (二人成班)

費用已包括導師,材料費及休閒下午茶券

The fee includes tutor, materials fees and waffle coupons

H410, Block B, PMQ, 35 Aberdeen street,
Central, Hong Kong

T (852) 2623 2272

E enquiry@loupe.com.hk



Fee includes: Tutor fee afternoon tea coupon and materials fee

Finished product: One Silver ring

費用包括：導師費，下午茶優惠卷及物料費
製成品：銀戒指一隻

- Duration: 4 hours
- Charge: \$600/head
- Age: 14+
- Capacity: 8
- Language: English / Cantonese
- Registration:
<https://www.loupe.com.hk/tc/workshop>